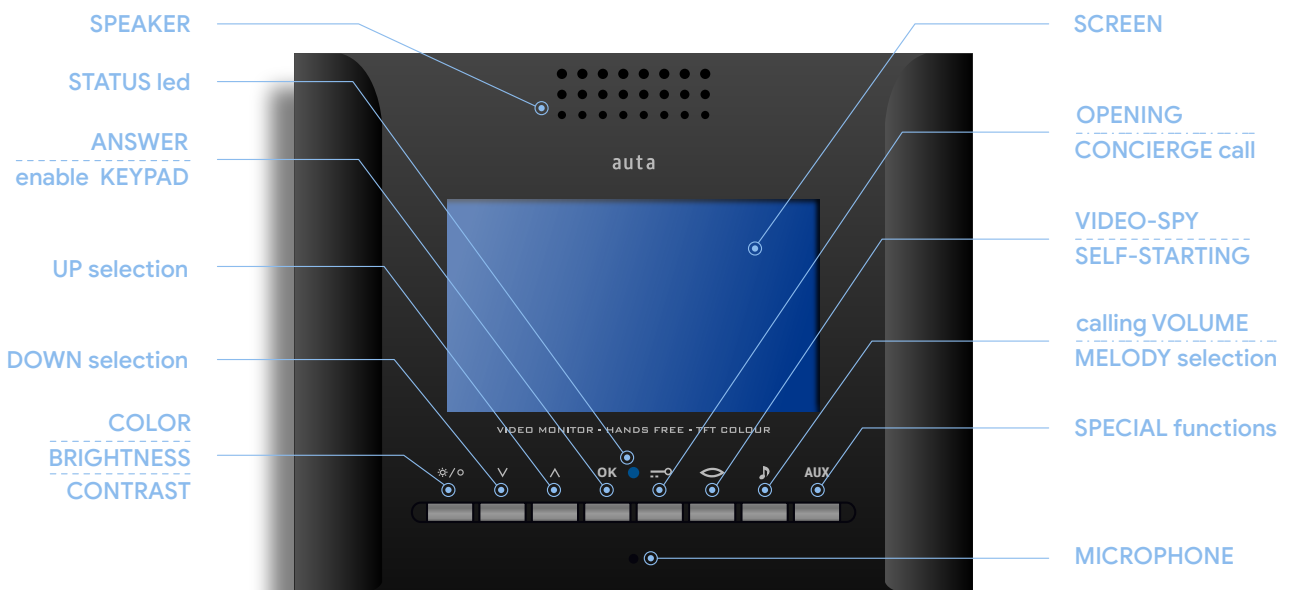



auta

E-COMPACT PLUS monitor

system COAXLESS: 751313_W
751312_B







- screen 4.3" LCD HD 16:9
- dimensions 178 (wi) x 143 (hi) x 35 (de) mm
- surface and flush mounting
- melody selection
- No. of tones selection
- OSD system (on screen information)
- CCTV SURVEILLANCE function
- DING DONG function (flat bell)
- external functions (lights, garage, etc...)
- handsfree FULL DUPLEX audio system



Functioning



calling and conversation

When a call is received from the entrance panel, the monitor starts ringing for a maximum of 30 seconds. As standard, it performs 4 rings with intervals of 4 seconds between each of them.


During the call period the image appears on the screen, the user can open directly, pressing the button  or establish a conversation pressing the button . The conversation has a maximum of 90 seconds. If you want to continue with the conversation, press the button  and then .

self-starting




By pressings the button  and then  the user can establish communication with the PANEL / CCTV CAMERA that he wishes in the case of more than one is present in the installation.

With each press  the system will automatically switch to the next device, showing the image and allowing the opening of it by pressing the button .

calling to concierge

If the monitor is in standby, by pressing the button  and then , a call will be made to the concierge unit. If the system does not have a concierge unit installed, the monitor will emit an error beep.

melody selection and adjust of the calling volume




If the monitor is in standby, press  and then . With each press  we will select a different melody and a different calling volume.

There is 4 call melodies and 2 volume levels for each one (MEDIUM and HIGH)

ding dong function

The monitor allows to replace the interior bell of the house, this integrates the two calls (outside panel and house bell) in a single device. These calls will be differentiated with different melodies and flashes automatically. In order to have this function, you only have to connect the button of the house bell to the monitor.

cctv surveillance function

The monitor allows the control of panels and CCTV cameras automatically. First we press the button  and then . Each press on the button  activates a different device. To do this, each CCTV camera must be installed with an Auta digital interface.

external functions

The monitor has 1 independent push-button that allow auxiliary functions, such as garage doors, lights, irrigation, etc ...

To do this, an Auta auxiliary relay must be connected to the control circuit we want to control.