

# auta

## P&P



REF. 753198

**ES** Distribuidor ISO HUB

**EN** ISO HUB distributor

# auta

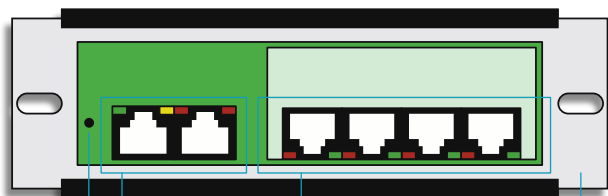
Bringing people together

## Descripción Description

Distribuidor HUB para sistema Auta P&P. Compatible solo con el monitor E-COMPACT ISO.  
Cableado CAT 5\_6 100% COBRE. Conexión mediante norma T-568B y conectores RJ-45.


HUB distributor for Auta P&P system. Only compatible with the monitor E-COMPACT ISO.  
Wiring CAT 5\_6 100% COPPER. Connection by T-568B rule and connectors RJ-45.

## Características Features



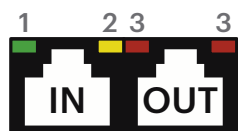
● Soporte extraíble para montaje Removable mounting bracket

● Salidas a viviendas Flats outputs




1	ROJO APAGADO (No se detecta ninguna avería en vivienda)	RED OFF (No faulty at flat is detected)
1	ROJO ENCENDIDO (Cortocircuito en alimentación de monitor)	RED ON (Shorting at supply of monitor)
1	ROJO PARPADEANDO (Cortocircuito en datos de monitor)	RED BLINKING (Shorting at data of monitor)
2	VERDE ENCENDIDO (Salida de alimentación correcta)	GREEN ON (Output supply correct)
2	VERDE APAGADO (Sin salida de alimentación. Avería o monitor sin conectar)	GREEN OFF (No output supply. Failure or monitor not connected)

● Entrada \_ Salida de línea - LEDS de estado Line Input \_ Output - Status LEDS



1	VERDE ENCENDIDO (alimentación local conectada)	GREEN ON (local supply connected)
2	AMARILLO ENCENDIDO (hub alimentado)	YELLOW ON (hub supplied)
3	ROJO ENCENDIDO (carga de video ON)	RED ON (video load ON)

● Re-inicio del ISO HUB ISO HUB re-start



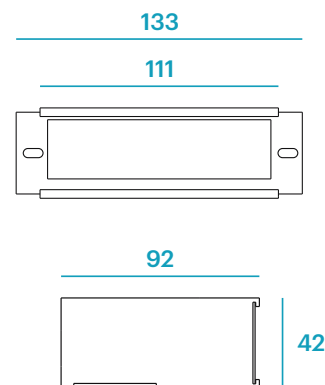
● Carga de video Video load

Conectada (Rojo ON)  
Connected (Red ON)

Desconectada (Rojo OFF)  
Disconnected (Red OFF)

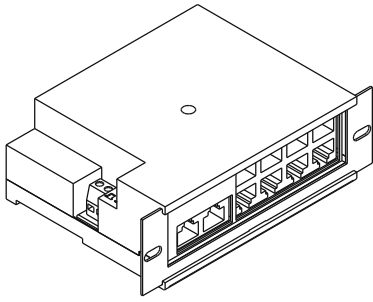
● Alimentación local (24 Vcc) Local supply (24 Vdc)

● Anclaje mediante carril DIN Mounting thought DIN rail

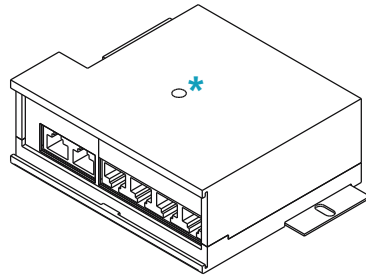


42

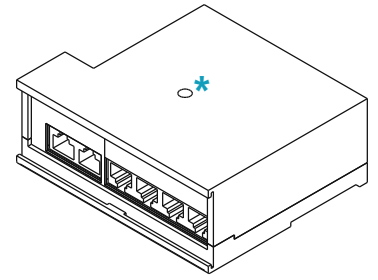
## Montaje Mounting



**Rack 19"**  
19" rack



**SUPERFICIE**  
(desatornillar levemente para cambiar el soporte)  
SUFACE  
(unscrew slightly to change the bracket)



**CARRIL DIN**  
(desatornillar levemente para extraer el soporte)  
DIN RAIL  
(unscrew slightly to remove the bracket)

## Conexión Connection

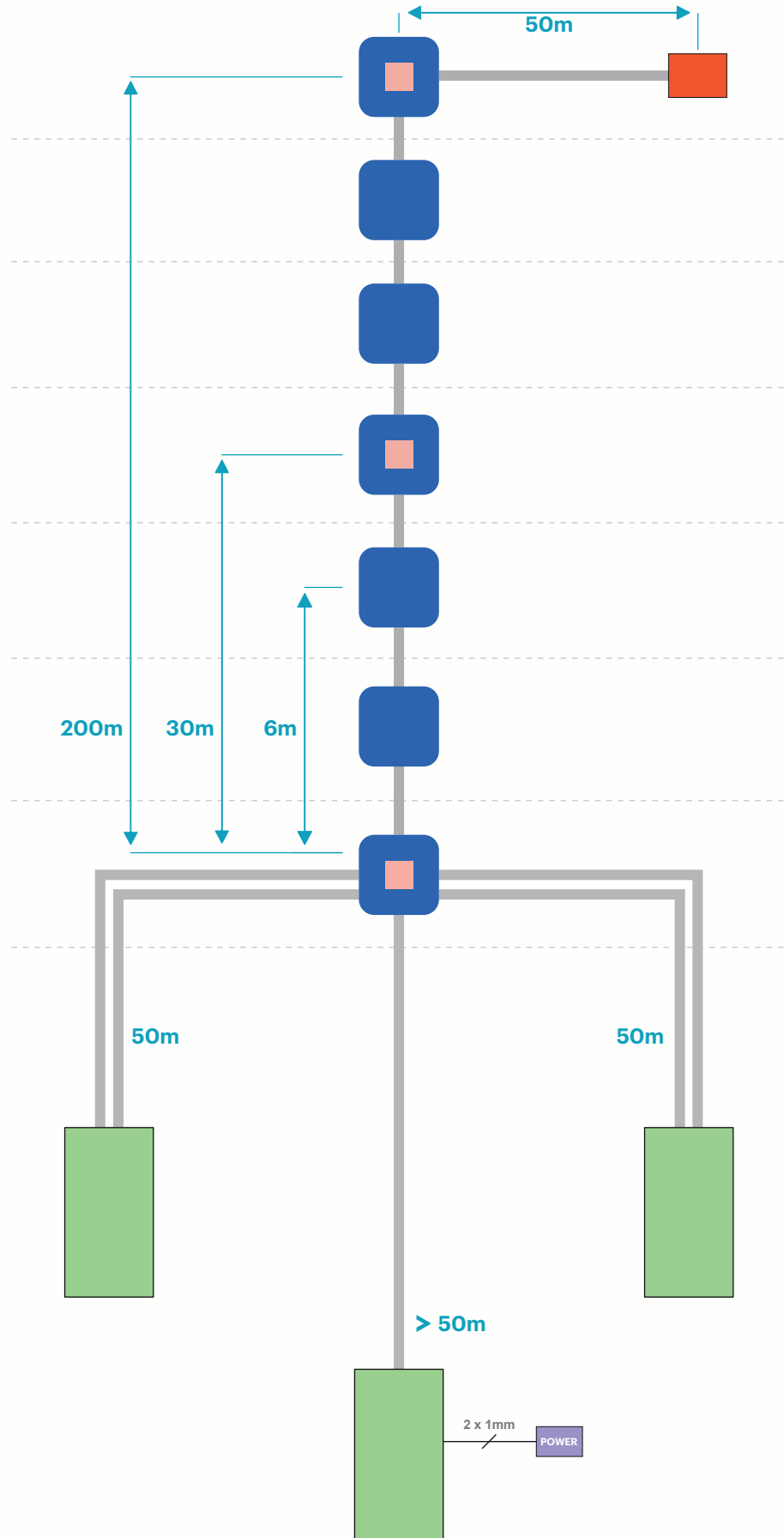
	CAT 5/6/FTP	AUTA						
par NARANJA ORANGE pair		+	<p><b>T-568B</b></p>					
par VERDE GREEN pair		-						
cable AZUL_BLANCO BLUE_WHITE wire		Va						
cable AZUL BLUE wire		Vb						
cable MARRÓN_BLANCO BROWN_WHITE wire								
cable MARRÓN BROWN wire		D						
<b>100% COBRE 100% COPPER</b>								
<b>T-568B</b>								






## Instalación Installation



Manual de instalación P&P \_ P&P ISO  
Installation manual P&P \_ ISO P&P

# Distancias estándar Standard distances



-  CELDA HUB CON ALIMENTADOR  
CELL HUB WITH P.S.U.
-  CELDA HUB SIN ALIMENTADOR  
CELL HUB WITHOUT P.S.U.
-  MONITOR  
MONITOR
-  PLACA  
PANEL
-  CAT 5\_6\_FTE 100% COPPER