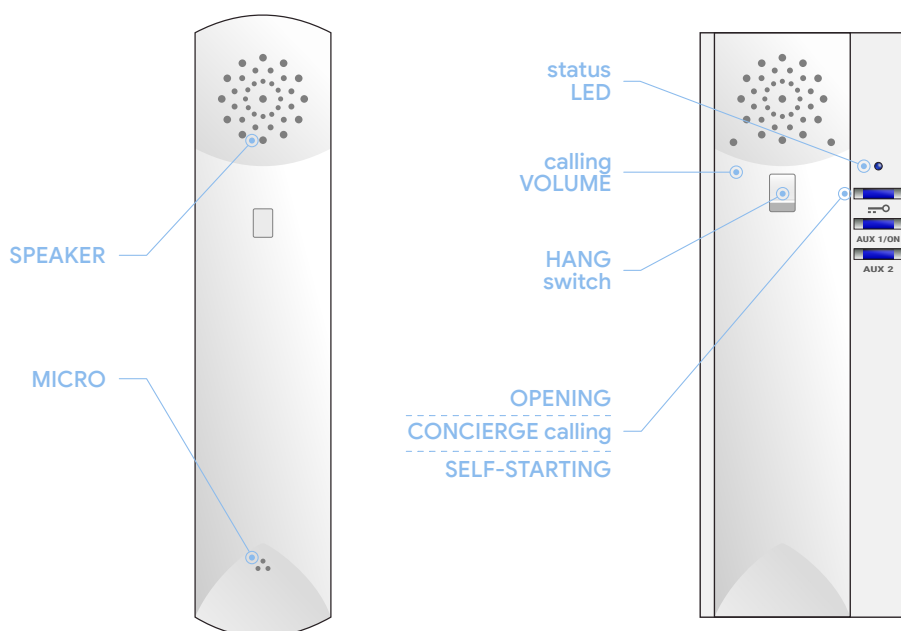



COMPACT DIGITAL BASIC handset




- dimensions 79 (wi) x 217 (hi) x 50 (de) mm
- surface mounting
- call volume selection
- multi-function status LED
- self-starting function

calling and conversation


When a call is received from the entrance panel, the phone starts ringing for a maximum of 30 seconds. As standard, it performs 4 rings with intervals of 4 seconds between each of them.

During the call period, the user can open directly by pressing the button , or pick up the handset to establish a conversation. The conversation has a maximum of 90 seconds. If you want to continue with the conversation, follow the procedure **self-starting** to establish communication with the panel.

self-starting

If the telephone is in standby, the button  is pressed and handset is picked up, the system will activate communication automatically with the entrance panel. If more than one panel is installed at system the telephone will activate the last one from which has receive a calling.

calling to concierge

If the phone is in standby, handset is picked up and the button  is pressed, a call will be made to the concierge unit. If the system does not have a concierge unit installed, the phone will emit an error beep.

adjust of the calling volume

To adjust the volume of the call, open the telephone cover with a Phillips screwdriver and change the position of the adjustment jumper.

The phone has two volume levels (MEDIUM and HIGH)

