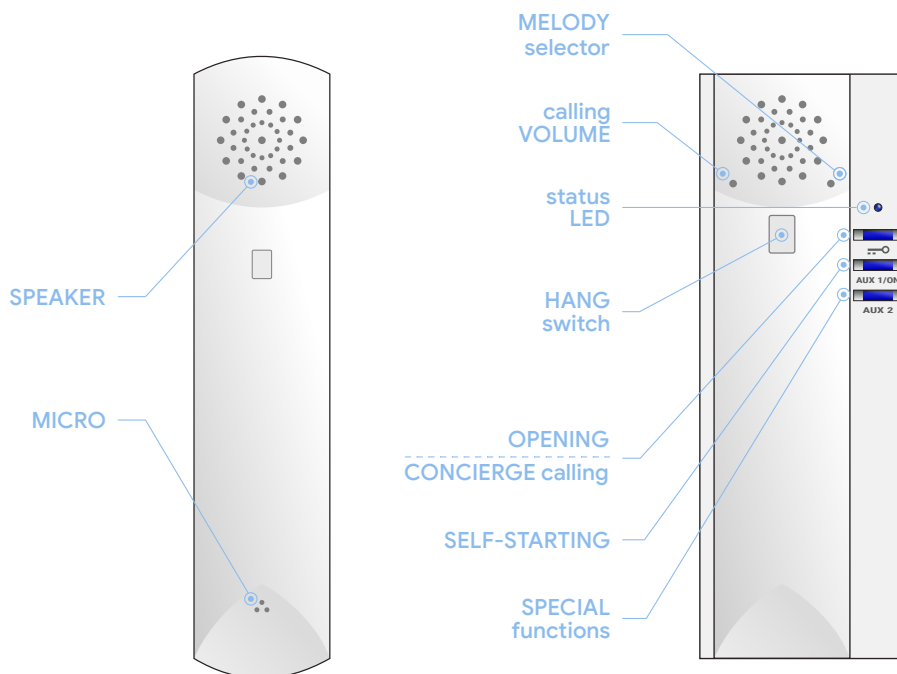






COMPACT DIGITAL handset




- dimensions 79 (wi) x 217 (hi) x 50 (de) mm
- surface mounting
- call volume selection
- melody selection
- No. of tones selection
- DING DONG function (flat bell)
- external functions (lights, garage, etc...)
- AUDIO HD system
- self-starting function
- multi-function status LED


calling and conversation

When a call is received from the entrance panel, the phone starts ringing for a maximum of 30 seconds. As standard, it performs 4 rings with intervals of 4 seconds between each of them.


During the call period, the user can open directly by pressing the button , or pick up the handset to establish a conversation. The conversation has a maximum of 90 seconds. If you want to continue with the conversation, press the button  AUX 1/ON

self-starting

By pressing the button  the user can establish communication with the PANEL. In the case of more than one panel is present in the installation the system will do the self-starting to the last one from which it receives a call.

Once the communication is established, an opening can be made by pressing the button 

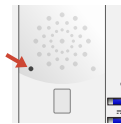
calling to concierge

If the phone is in standby, handset is picked up and the button  is pressed, a call will be made to the concierge unit. If the system does not have a concierge unit installed, the phone will emit an error beep.

adjust of the calling volume

To adjust the volume of the call, insert a clip or similar through the indicated hole and press with it lightly.

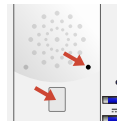
The phone has two volume levels (MEDIUM and HIGH)



melody selection

To select a ring tone, you have to pick up the handset and press the hang switch with your finger. With it pressed, a clip or similar must be inserted in the indicated hole and press with it lightly.

Each press selects a different melody from 8 ones available.



ding dong function

The phone allows to replace the interior bell of the house, this integrates the two calls (outside panel and house bell) in a single device. These calls will be differentiated with different melodies and flashes automatically. In order to have this function, you only have to connect the button of the house bell to the phone.

external functions

The monitor has 1 independent push-button that allow auxiliary functions, such as garage doors, lights, irrigation, etc ...

To do this, an Auta auxiliary relay must be connected to the control circuit we want to control.