

Manual del Instalador Installation manual


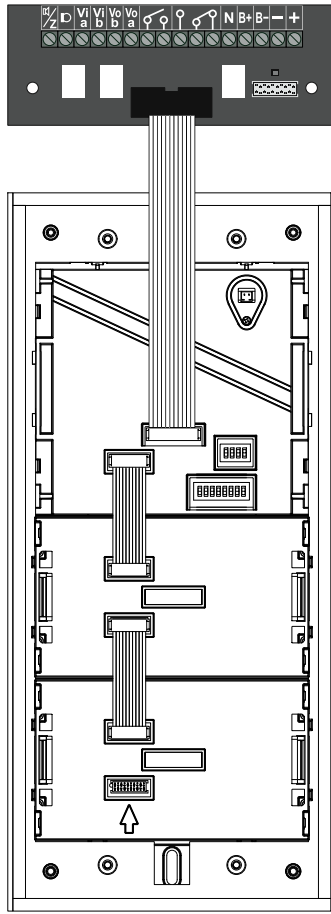
2024



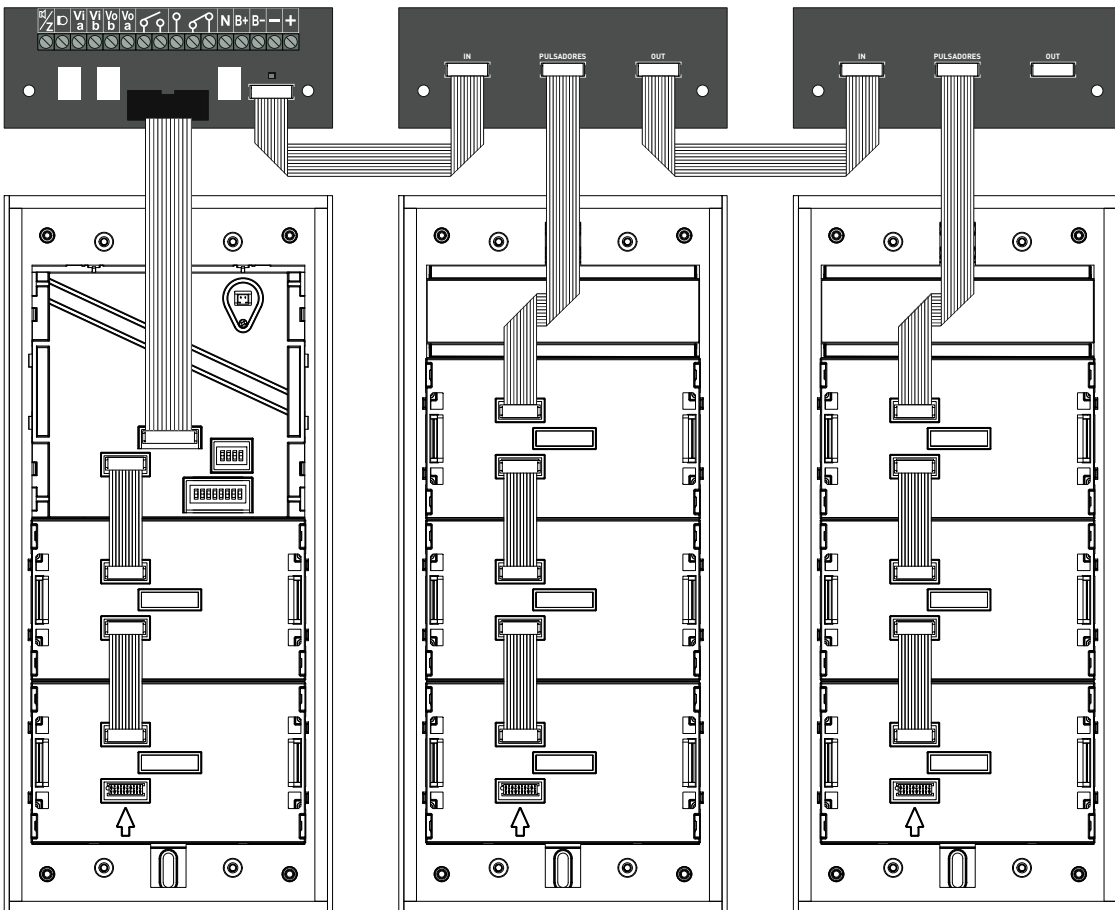
CONFIGURACIÓN CONFIGURATION DIGITAL


Conexión de placa_s	1
Panel_s connection	
Plantilla de códigos (placas de pulsador)	2
Codes template (push-Button panels)	
Selección y codificación de viviendas.....	3
Selection and codification of flats	
Plantilla de códigos binarios	4
Binary codes template	

PLACA INDIVIDUAL STANDALONE PANEL




PLACA MÚLTIPLE MULTI PANEL






SELECCIÓN DE PULSADORES PUSH-BUTTONS SELECTION

EJEMPLO 1
EXAMPLE 1



PLACA A CODIFICAR
PANEL TO CODIFY

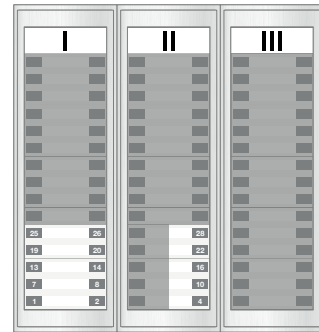


PLANTILLA DE CODIGOS
CODES TEMPLATE

EJEMPLO 2
EXAMPLE 2

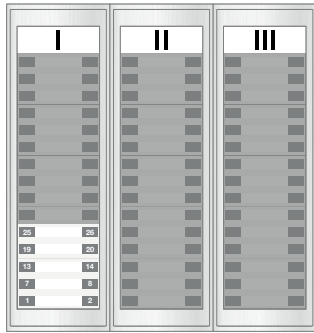


PLACAS A CODIFICAR
PANELS TO CODIFY




PLANTILLA DE CODIGOS
CODES TEMPLATE

CONVERSIÓN DE CÓDIGOS A BINARIO BINARY CODES CONVERSION

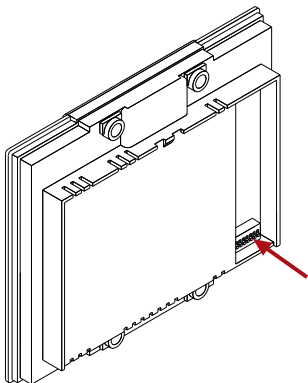


PLANTILLA DE CODIGOS
CODES TEMPLATE




PLANTILLA DE COD. BINARIOS
BINARY CODES TEMPLATE

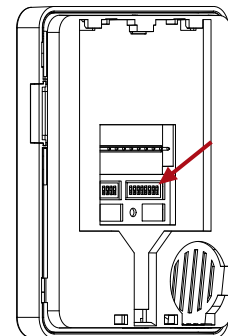
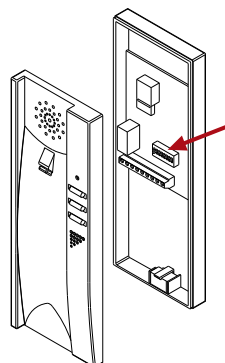
CODIFICACIÓN DE LOS ELEMENTOS CODIFICATION OF DEVICES



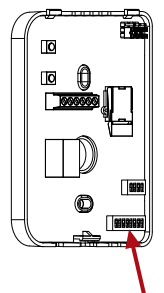
AVANT E-COMPACT SLIM



COMPACT



NEOS ONEX



Porteros
Videoporteros

Auta Comunicaciones, s.l.

Polígono Industrial El Oliveral. Calle C, s/n
46394 Riba-Roja
Valencia. España (Spain)

T +34 961 643 020

E auta@auta.es

v 1.0

auta

Bringing people together